

Safety Signs Flash Cards

Learning Objective

Students should learn the common safety signs found in Design and Technology workshops.

Method

Repeated exposure to safety signs in the workshop, the MD&TE safety signs flash animation and the printable PDF safety signs flash cards. (Suggestion: print the PDF flash cards onto card and laminate the cards with plastic film.)

General

Safety signs often have written descriptions as well as a graphic, e.g. see the signs below.



This is a caution and warning sign.

The sign usually has a description of the hazard or the warning, e.g. Warning , Trip Hazard or Caution, Trip Hazard; Danger, Moving Machinery.



This is a mandatory sign.

Mandatory means that the instructions on the sign must be obeyed. The sign usually has a graphic and an instruction, e.g. the mandatory "Protective clothing must be worn in this area" sign above.



This is a prohibited sign.

The sign usually has a graphic inside the prohibited sign and an instruction below the sign; see opposite.




Green signs are safe condition signs.

The example on the left means that the water is safe to drink, fire exit signs are usually green etc.

Test your knowledge of signs commonly found in Design and Technology workshops by using the flash cards in the following pages.















































**CO₂ CARBON
DIOXIDE**



DRY POWDER



